








Short-term forecast

Station averages

	 °C	 %	 hPa	 mph	 mm/h	 °C
17 Apr	11.2 / 7.6	89.7	1006.7	5.8	3.4	8.3 / 4.9
18 Apr	13.2 / 4.5	79.8	1009.0	5.3	0.4	10.0 / 2.7
19 Apr	14.6 / 5.6	77.9	1008.1	10.3	1.0	9.7 / 2.1
20 Apr	15.7 / 2.8	66.4	1005.3	8.0	0.0	11.6 / 0.0
21 Apr	12.6 / 4.2	78.1	996.9	3.2	0.6	7.6 / 0.0
22 Apr	10.9 / 2.1	86.6	988.4	2.3	0.2	7.9 / -0.4
23 Apr	10.3 / 4.7	89.1	987.4	4.4	0.4	6.9 / 3.3
24 Apr	9.1 / 5.9	89.9	994.5	3.9	4.2	6.6 / 2.6
25 Apr	12.2 / 1.9	72.5	1001.2	2.7	1.2	9.6 / -0.7

Station extremes

	 °C	 %	 hPa	 mph	 mph	 mm/h	 °C
17 Apr	17.9 2019	97.0 2023	1029.8 2021	21.2 2018	44.8 2018	22.8 2018	15.5 2023
	4.2 2024	0.0 > 3 cases	1001.4 2024	-	-	-	0.0 > 3 cases
18 Apr	19.8 2019	96.2 2024	1033.9 2017	17.7 2018	38.9 2018	2.8 2018	12.5 2023
	2.6 2024	0.0 > 3 cases	1004.4 2024	-	-	-	0.0 > 3 cases
19 Apr	23.7 2019	90.0 2023	1036.0 2017	17.0 2022	36.5 2023	9.0 2015	10.9 2023
	5.3 2023	0.0 > 3 cases	1006.0 2023	-	-	-	0.0 > 3 cases
20 Apr	23.4 2019	86.0 2023	1036.2 2017	20.1 2020	37.8 2023	0.4 2017	12.5 2023
	2.3 2023	0.0 > 3 cases	1001.8 2023	-	-	-	0.0 > 3 cases
21 Apr	21.5 2019	91.0 2023	1035.1 2015	18.0 2021	33.0 2021	3.6 2015	10.1 2023
	3.6 2023	0.0 > 3 cases	991.9 2023	-	-	-	0.0 > 3 cases
22 Apr	21.7 2019	94.0 2023	1032.6 2015	15.3 2016, 2017	26.0 2016, 2019	0.6 2023	8.6 2023
	1.9 2023	0.0 > 3 cases	984.8 2023	-	-	-	0.0 > 3 cases
23 Apr	20.3 2020	96.0 2023	1028.1 2017	16.5 2021	39.0 2021	2.2 2018	7.4 2023
	4.6 2023	0.0 > 3 cases	984.0 2023	-	-	-	0.0 > 3 cases
24 Apr	20.8 2020	95.0 2023	1025.5 2021	22.5 2021	39.0 2021	15.0 2018	6.9 2023
	5.1 2023	0.0 > 3 cases	991.2 2023	-	-	-	0.0 > 3 cases
25 Apr	19.2 2022	89.0 2023	1026.5 2021	22.4 2017	38.9 2016, 2017	6.4 2019	10.3 2023
	1.7 2023	0.0 > 3 cases	999.3 2023	-	-	-	0.0 > 3 cases

Almanac

